



Oxygraph-2k Manual

Mitochondrial Physiology Network 19.01(01): 1-60 (2014)
Updates: www.bioblast.at/index.php/MiPNet19.01_O2k-Core_Manual






©2014 OROBOROS®
Version 01: 2014-03-07

Contents: Oxygraph-2k Manual



go Bioblast



O2k-Core	 O2k-Core	Page
①: O2k-Manual: user information	pdf MiPNet07.08	
A: Oxygraph-2k: start high-resolution respirometry	pdf O2k-Start	5
B: Service of the polarographic oxygen sensor OroboPOS	pdf POS-Service	19
C: DatLab guide	pdf DatLab-Guide	25
D: Oxygen calibration by DatLab	pdf O2k-Calibration	41
E: Oxygen flux analysis	pdf O2-Flux-Analysis	49
TIP2k	 TIP2k	
Titration-Injection microPump TIP2k manual	pdf MiPNet12.10	
O2k-MultiSensor	 O2k-MultiSensor	
O2k-Fluorescence LED2-Module	pdf MiPNet17.05	
O2k-MultiSensor system with ion selective electrodes (ISE)	pdf MiPNet15.03	
O2k-MultiSensor system with amperometric sensors (NO, H ₂ S, H ₂ O ₂)	pdf MiPNet15.05	
O2k trouble shooting	 O2k-trouble shooting	
Oxygraph-2k Standard Operating Procedures	 O2k-SOP	